







13 801 380

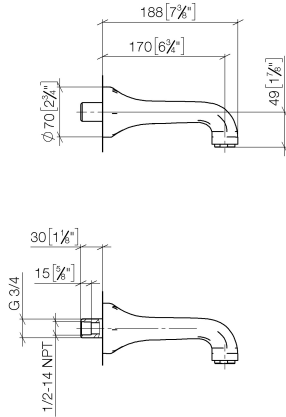


- 170mm projection
- circular normal flow
- hole diameter 37 mm
- 3/4" connection
- max. flow 22 l/min at 3 bar flow pressure

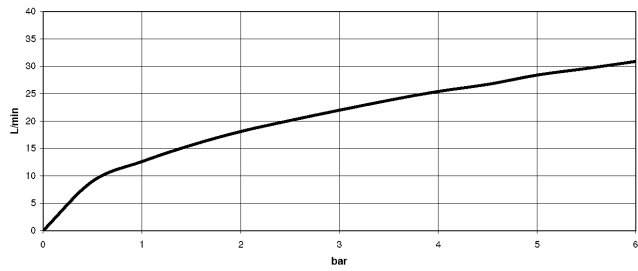
| | | |
|---|------------------------------|---------------|
|  | Brushed Dark Platinum | 13 801 380-99 |
|  | Chrome | 13 801 380-00 |
|  | Brushed Platinum | 13 801 380-06 |
|  | Platinum | 13 801 380-08 |
|  | Durabass (23kt Gold) | 13 801 380-09 |
|  | Brushed Durabass (23kt Gold) | 13 801 380-28 |

13 801 380

mm [inches]



Flow rate chart

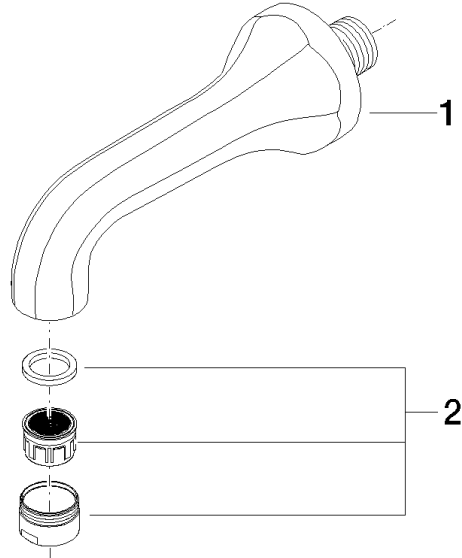


Certificates

WRAS_1404060.

13 801 380

Parts for other finishes can be found here: [Chrome](#)



Spare parts list

| No. | Item Number | Name | Quantity used | Delivery time |
|-----|--------------------|---------|---------------|---------------|
| 1 | 09 11 36 090-99 | spout | 1 | 60 |
| 2 | 90 23 01 121 00-99 | aerator | 1 | 30 |